

TrackIt[®]

Web Console

Version: 3.0.60

Release Notes

3/16/2021



**Command
Alkon**

These release notes contain information regarding new functionalities, behaviors, changes, and other new experiences you should expect when using this latest version of the product.

Legend



Enhancement: A new feature created to expand the capabilities of the TrackIt Web Console and increase its overall benefit for end users.



Correction: A change intended to remove unexpected behaviors in the TrackIt Web Console and improve the overall end user experience.



Process Steps: Step-by-step instructions intended to complete a task associated with the enhancement or correction.





Information: General information needed to understand the context, behaviors, and restrictions associated with new enhancements and corrections.

v3.0.60 (3/16/2021)



Help links updated to new address

(NFS-2770)


The context-sensitive help links in the TrackIt Web Console now direct users to the new address for the [TrackIt Help Portal](#). As before, the **Help** button  at the top of pages in the Web Console will direct users to the associated help page. For example, clicking the **Help** button  at the top of the Alert Summary report will take you to the [Alert Summary](#) page in the help that details how to use and interpret the report.





Printer-friendly Driver Comparison report

(FEL-1910)

A new Driver Comparison report was created to help Administrators easily print driver performance data. This report can be filtered to display individual and multiple employee scores by Goal. The filtered display can then be put in a printer-friendly version.

Driver Comparison 


Start Date: 1 March 2021 






End Date: 11 March 2021 

Goal: ALL SELECTED

Employee Filter(s): Employee: ALL SELECTED ☐ More Filter Options

View Report Print Export Report

Overall Fleet Score: 92.50% 

Name	Driver Score	Trend	Most Impact	% Most Impact	Second Most Impact	% Second Most Impact	Other % Impact
John Smith	100%						
Ralph Wiggum	100%						
Example Driver	100%						
Driver Two	87.5%		Max Speeding	57.14%	Hard Braking	28.57%	14.29%
Driver Three	75%		Max Speeding	25%	Hard Acceleration	25%	50%

Corrections

The following tickets are improvements upon unexpected user experiences for a more fluid and productive experience throughout TrackIt.



Trim displaying incorrectly on Batch Summary Averages

(CA-594)

Corrected behavior:

For users of COMMANDassurance, the Trim value on the [Averages](#) section of the [Batch Summary](#) report will now display correct values, including negative values.

Previous behavior:

The Trim value in the Averages section of the Batch Summary report always showed a zero value.